

VINCENT SHEPPARD



DAVID COLLECTION

DAVID DINING CHAIR

aged teak / greige rope



DAVID DINING TABLE

aged teak / ceramic top flint
available in 2 sizes



DAVID LOUNGE CHAIR

aged teak / greige rope



DAVID LOUNGE SOFA

aged teak / greige rope



DAVID SIDE TABLE

aged teak / ceramic top flint



DAVID COFFEE TABLE

aged teak / ceramic top flint



PRODUCT	CODE	FINISH	GLIDES	PACKAGING DIMENSION (cm)	CBM (m³)	WEIGHT (kg)
dining chair	GD091W092	aged teak / greige rope	nylon	61x66x85	0,34	12
lounge chair	GC085W092	aged teak / greige rope	nylon	80x90x81	0,58	17
lounge sofa	GC086W092	aged teak / greige rope	nylon	168x90x81	1,14	28
coffee table	GT054W092K001	aged teak / ceramic top flint	nylon	134x50x31	0,09	8,2
side table	GT055W092K001	aged teak / ceramic top flint	nylon	46x46x44	0,21	23
dining table 210x100	GT056W092K001	aged teak / ceramic top flint	nylon	178x80x46	0,66	
dining table 280x106	GT057W092K001	aged teak / ceramic top flint	nylon	248x80x46	0,91	

FINISHES



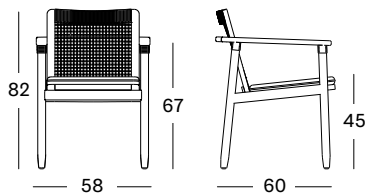
AGED TEAK / GREIGE ROPE W092
STAINED BRUSHED TEAK



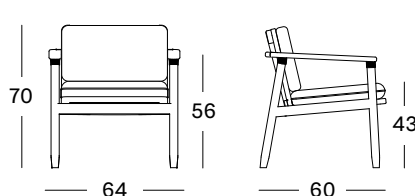
FLINT K001
CERAMIC

DIMENSIONS

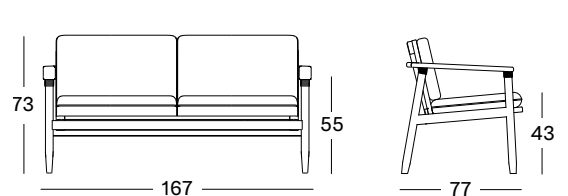
dining chair



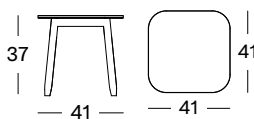
lounge chair



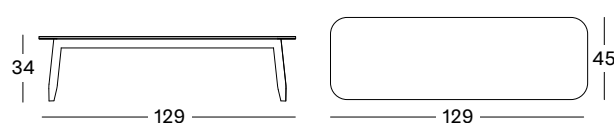
lounge sofa



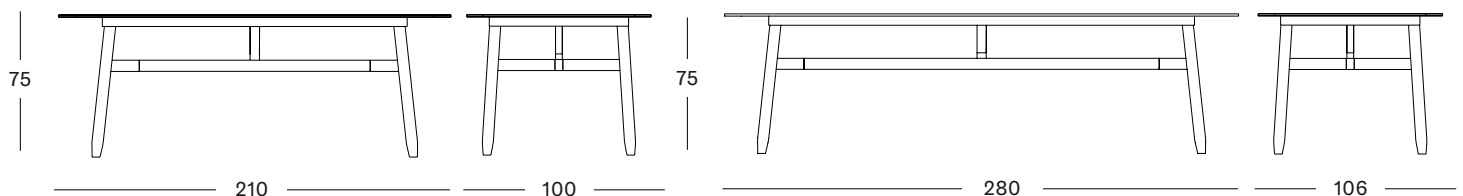
side table



coffee table



dining table



MAINTENANCE AND CARE

We recommend that you allow your teak furniture to weather naturally. Simply clean the teak thoroughly with either water and a mild detergent solution (see instructions on the material and care page) or a Teak Cleaner once or twice a year.

Teak furniture may also benefit from an occasional light sanding to remove any raised grain and restore a smooth finish to the surface. Under no circumstances should a power washer be used to clean teak as this will erode the soft surface and leave it rough to the touch.

More info on www.vincentsheppard.com/en/teak.